




SETH GYANIRAM BANSIDHAR PODAR COLLEGE

Accredited with 'A' Grade (3.04 CGPA) by NAAC-UGC

Recognition of *college* under Section 2(f)/12(B), UGC Act, 1956

Affiliated to *Pandit Deendayal* Upadhyaya *Shekhawati University*, Sikar

6.5.2 - The institution reviews its teaching learning process, structures & methodologies of operations and learning outcomes at periodic intervals through IQAC set up as per norms and recorded the incremental improvement in various activities






SETH GYANIRAM BANSIDHAR PODAR COLLEGE

Accredited with 'A' Grade (3.04 CGPA) by NAAC-UGC
Recognition of *college* under Section 2(f)/12(B), UGC Act, 1956
Affiliated to *Pandit Deendayal* Upadhyaya *Shekhawati University*, Sikar

INDEX

1. CO, PO, PSO information, Assessment & Student Attainment Analysis Report-2023-24
2. Review Report of Mentor-Mentee Program of Session 2023-24
3. Feedback Analysis
4. Skill Report
5. Meritorious Students



RambilasPodar Road, Nawalgarh, Dist: Jhunjhunu – 333042

Contact No: 8619868884

Web Site: www.podarcollege.com E-Mail: principal@podarcollege.com

AQAR 2023-24



SETH GYANIRAM BANSIDHAR PODAR COLLEGE


Accredited with Grade 'A' (3.04 CGPA) by NAAC-UGC

Recognition of college under Section 2(f)/12(B), UGC Act, 1956

Affiliated to Pandit Deendayal Upadhyaya Shekhawati University, Sikar

**CO, PO, PSO information, Assessment
&
Student Attainment Analysis Report- 2023-24**

[Please Click Here to Visit Link for Supporting](#)





SETH GYANIRAM BANSIDHAR PODAR COLLEGE

Accredited with 'A' Grade (3.04 CGPA) by NAAC-UGC
Recognition of *college* under Section 2(f)/12(B), UGC Act, 1956
Affiliated to *Pandit Deendayal* Upadhyaya *Shekhawati University*, Sikar

Review Report: Seth Gyaniram Bansidhar Podar College Mentor-Mentee Program of Session 2023-24

Introduction:

The Mentor-Mentee Program at Seth Gyaniram Bansidhar Podar College, Nawalgarh, aims to provide a supportive and nurturing environment for students, fostering their academic and personal growth. This review report analyzes the program's implementation during the 2023-24 academic session, highlighting its strengths and areas for improvement.

Strengths of the Program:

1. Clear Objectives and Structure: The program had well-defined objectives and a clear structure, ensuring a focused approach to mentoring.
2. Experienced Mentors: The involvement of experienced faculty members and senior students as mentors provided valuable guidance and support to mentees.
3. Personalized Guidance: The one-on-one nature of the program allowed for tailored mentoring, addressing the specific needs and concerns of each mentee.
4. Comprehensive Support: The program covered a wide range of aspects, including academic guidance, career counseling, and personal development.
5. Positive Impact on Student Experience: The program fostered a positive learning environment, enhancing student satisfaction and overall well-being.

Areas for Improvement:

Mentee Participation: While the program had a positive impact, it could be further enhanced by increasing mentee participation and engagement.

Consistency in Mentor-Mentee Interactions: Maintaining consistent communication and regular meetings between mentors and mentees can be challenging. Implementing strategies to

Rambilas Podar Road, Nawalgarh Dist: Jhunjhunu - 333042

Phone No: 01594- 222030, 225892 Fax No: 01594-223198

Web Site: www.podarcollege.com E-Mail: principal@podarcollege.com



SETH GYANIRAM BANSIDHAR PODAR COLLEGE

Accredited with 'A' Grade (3.04 CGPA) by NAAC-UGC

Recognition of *college* under Section 2(f)/12(B), UGC Act, 1956

Affiliated to *Pandit Deendayal* Upadhyaya *Shekhawati University*, Sikar

facilitate regular interactions, such as using online platforms or scheduling regular meetings, can help address this issue.

3. Evaluation and Feedback Mechanism: A more robust evaluation and feedback mechanism could be implemented to assess the program's effectiveness and identify areas for improvement. Regular surveys and feedback sessions can provide valuable insights from both mentors and mentees.
4. Mentor Training: Providing comprehensive training to mentors on effective mentoring techniques, active listening, and conflict resolution can further enhance the program's impact.

Actions Taken:

1. Mentee Participation:

Action Taken: Organized workshops and seminars to highlight the benefits of the program and incentivized active participation.

2. Consistency in Mentor-Mentee Interactions:

Action Taken: Implemented a user-friendly platform to facilitate easy communication and scheduling of regular meetings.

3. Evaluation and Feedback Mechanism:

Action Taken: Conducted regular surveys and feedback sessions to gather insights from both mentors and mentees.

Action Taken: Analyzed the data to identify areas for improvement and implemented necessary changes.


4. Mentor Training:

Action Taken: Organized comprehensive training sessions on effective mentoring techniques, active listening, and conflict resolution.

Action Taken: Provided resources and guidelines to support mentors in their role.

Fostering a Supportive Environment:

Action Taken: Created a culture of open communication and trust through regular check-ins and social events.



Rambilas Podar Road, Nawalgarh Dist: Jhunjhunu - 333042

Phone No: 01594- 222030, 225892 Fax No: 01594-223198

Web Site: www.podarcollge.com E-Mail: principal@podarcollge.com




SETH GYANIRAM BANSIDHAR PODAR COLLEGE

Accredited with 'A' Grade (3.04 CGPA) by NAAC-UGC
Recognition of *college* under Section 2(f)/12(B), UGC Act, 1956
Affiliated to *Pandit Deendayal* Upadhyaya *Shekhawati University*, Sikar

Recommendations for Future Improvement

1. Promote Active Participation: Organize workshops, seminars, and social events to encourage active participation from mentees.
2. Facilitate Regular Communication: Implement a user-friendly platform or app to facilitate easy communication and scheduling of meetings between mentors and mentees.
3. Strengthen Evaluation and Feedback Mechanism: Conduct regular evaluations, surveys, and feedback sessions to assess the program's effectiveness and identify areas for improvement.
4. Provide Comprehensive Mentor Training: Organize training sessions to equip mentors with the necessary skills to provide effective guidance and support.
5. Foster a Supportive Environment: Create a supportive and inclusive environment where mentees feel comfortable sharing their concerns and seeking help.

By addressing these areas and implementing the recommended strategies, the Mentor-Mentee Program at Seth Gyaniram Bansidhar Podar College can further enhance its impact on student success and overall well-being.





SETH GYANIRAM BANSIDHAR PODAR COLLEGE


Feedback Analysis Report

SESSION 2023-24





Introduction: The objective of this report is to analyze feedback from students, teachers, alumni, and employers for the academic session 2023-24. This analysis aims to



provide insights into the strengths and areas for improvement of Seth Gyaniram Bansidhar Podar College to ensure continuous development and excellence.

Methodology: Feedback was collected through online surveys and structured interviews. Respondents included current students, faculty members, alumni, and employers who have hired graduates from the college. The survey included questions on various aspects such as academic quality, infrastructure, faculty support, career services, and overall satisfaction.


Key Findings:

Students' Feedback

- **Positive Feedback:**
 - 85% of students expressed satisfaction with the quality of teaching and faculty support.
 - 80% found the curriculum to be comprehensive and relevant.
- **Areas for Improvement:**
 - Students suggested incorporating more interactive and practical sessions.
 - Improvement in Wi-Fi connectivity and sports facilities was recommended.

Teachers' Feedback

- **Positive Feedback:**
 - 90% of teachers appreciated the professional development opportunities provided by the college.
 - 85% were satisfied with the academic resources and support from the administration.




- **Areas for Improvement:**
 - Teachers suggested updating laboratory equipment and facilities.
 - More collaborative projects and research opportunities were recommended.

Alumni Feedback

- **Positive Feedback:**
 - 75% of alumni felt that the education they received prepared them well for their careers.
 - 80% were satisfied with the support from the alumni network and college career services.
- **Areas for Improvement:**
 - Alumni suggested increasing networking events and mentorship programs.
 - More focus on entrepreneurship and start-up support was recommended.

Employers' Feedback


- **Positive Feedback:**
 - 70% of employers were satisfied with the performance of graduates from the college.
 - Employers appreciated the strong work ethic and technical skills of the graduates.
- **Areas for Improvement:**
 - Employers suggested enhancing soft skills training, such as communication and teamwork.
 - More industry-relevant courses and internships were recommended.



Conclusion: The feedback for the session 2023-24 indicates a generally positive outlook across all respondent groups, highlighting strengths in teaching quality, curriculum relevance, and faculty support. However, several areas require attention, particularly in infrastructure, practical learning, and career support services.

Statistics of Feedback Received

S.No.	Feedback Category	Total numbers of Stakeholder recorded feedback	Average Opinions of Answer in Percentage
1.	Students' Feedback	706	85.95%
2.	Teachers' Feedback	46	96.83%
3.	Alumni Feedback	317	87.21%
4.	Employer Feedback	4	98.61%
5.	Total/Average	1073	92.15%



Students Feedback

Analysis Report (2023-24)

Category	Students' Feedback
Total number of Students' recorded feedback	706
Number of questions attempted	18
Feedback Type	Online Through Website




Tabular Analysis of Student's Feedback Response

S.N.	Nature of Question	Opinions of Answer in Percentage				Scale of Opinion	% of Opinion
		Very Satisfied	Satisfied	Neutral	Dissatisfied		
1	How satisfied are you with the college curriculum?	58.20%	32.10%	7.20%	2.50%	Very Satisfied & Satisfied	90.30%
2	How satisfied are you with the classroom teaching?	35.50%	53.00%	8.50%	3.00%	Very Satisfied & Satisfied	88.50%
3	How satisfied are you with the physical facilities available in the classroom?	46.40%	35.60%	14.00%	4.00%	Very Satisfied & Satisfied	82.00%
4	How satisfied are you with the quality of teaching?	47.30%	34.80%	13.00%	4.90%	Very Satisfied & Satisfied	82.10%
5	How satisfied are you with the process of internal assessment?	44.00%	38.10%	13.50%	4.40%	Very Satisfied & Satisfied	82.10%
6	How satisfied are you with new certificate courses started by college?	36.50%	45.40%	13.00%	5.10%	Very Satisfied & Satisfied	81.90%
7	How satisfied are you with the facilities available in the computer lab?	42.30%	38.90%	12.30%	6.50%	Very Satisfied & Satisfied	81.20%
8	How satisfied are you with the facilities available in the laboratories?	44.10%	40.30%	10.90%	4.70%	Very Satisfied & Satisfied	84.40%
9	How satisfied are you with the use of ICT?	41.20%	40.40%	13.20%	5.10%	Very Satisfied & Satisfied	81.60%
10	How satisfied are you with the facilities/availability of books in the library?	51.50%	41.80%	5.00%	1.70%	Very Satisfied & Satisfied	93.30%
11	How Satisfied are you with the merit scholarship provided by the college?	43.20%	42.10%	11.30%	3.40%	Very Satisfied & Satisfied	85.30%




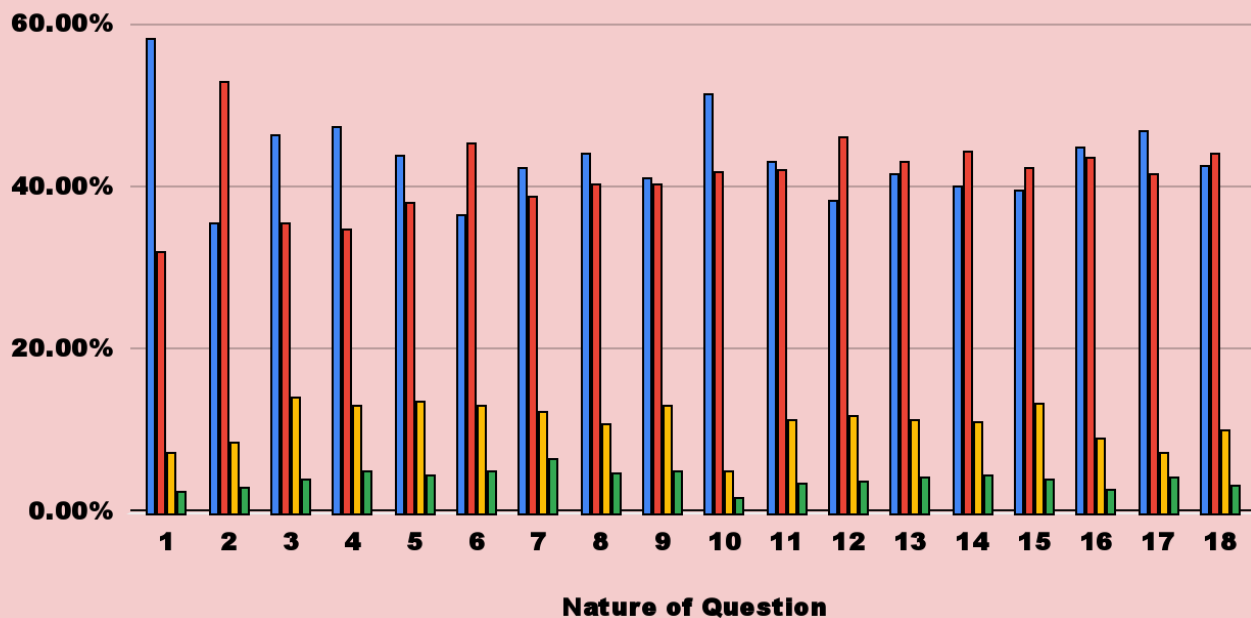
12	How satisfied are you with the career counselling and placement services in the college?	38.40%	46.10%	11.70%	3.80%	Very Satisfied & Satisfied	84.50%
13	How satisfied are you with sports facilities and events in the college?	41.50%	43.00%	11.20%	4.30%	Very Satisfied & Satisfied	84.50%
14	How satisfied are you with the sports facilities and events being held in the college?	40.10%	44.40%	11.00%	4.50%	Very Satisfied & Satisfied	84.50%
15	How satisfied are you with the coaching facilities for competitive examinations in the college?	39.60%	42.30%	13.30%	4.10%	Very Satisfied & Satisfied	81.90%
16	How satisfied are you with canteen facilities?	44.80%	43.50%	9.00%	2.70%	Very Satisfied & Satisfied	88.30%
17	How satisfied are you with the campus safety facility?	46.90%	41.50%	7.30%	4.30%	Very Satisfied & Satisfied	88.40%
18	How satisfied are you with outreach programs organised by college?	42.50%	44.20%	10.00%	3.30%	Very Satisfied & Satisfied	86.70%

Graphical Analysis of Student's Feedback Response



Graphical Analysis of Student's Feedback Response

■ Very Satisfied
 ■ Satisfied
 ■ Neutral
 ■ Dissatisfied



Alumni Feedback

Analysis Report (2023-24)

Category	Alumni Feedback
Total number of Alumni' recorded feedback	317
Number of questions attempted	18
Feedback Type	Online Through Website




Tabular Analysis of Alumni Feedback Response

S.N.	Nature of Question	Opinions of Answer in Percentage				Scale of Opinion	% of Opinion
		Very Satisfied	Satisfied	Neutral	Dissatisfied		
1	How satisfied are you with the college curriculum?	61.20%	27.50%	8.20%	3.10%	Very Satisfied & Satisfied	87.80%
2	How satisfied are you with the classroom teaching?	58.40%	31.30%	8.00%	2.30%	Very Satisfied & Satisfied	88.78%
3	How satisfied are you with the physical facilities available in the classroom?	62.50%	24.70%	9.90%	3.90%	Very Satisfied & Satisfied	84.39%
4	How satisfied are you with the quality of teaching?	54.80%	28.90%	12.10%	4.20%	Very Satisfied & Satisfied	82.93%
5	How satisfied are you with the process of internal assessment?	62.30%	22.10%	11.30%	4.30%	Very Satisfied & Satisfied	85.85%
6	How satisfied are you with new certificate courses started by college?	65.20%	21.50%	9.70%	3.60%	Very Satisfied & Satisfied	85.85%
7	How satisfied are you with the facilities available in the computer lab?	68.10%	20.60%	7.50%	4.80%	Very Satisfied & Satisfied	88.78%
8	How satisfied are you with the facilities available in the laboratories?	60.00%	25.10%	12.00%	2.90%	Very Satisfied & Satisfied	84.39%
9	How satisfied are you with the use of ICT?	45.00%	51.40%	2.50%	1.10%	Very Satisfied & Satisfied	97.56%
10	How satisfied are you with the facilities/availability of books in the library?	68.80%	15.70%	9.40%	6.10%	Very Satisfied & Satisfied	82.93%
11	How Satisfied are you with the merit scholarship provided by the college?	55.40%	23.80%	9.90%	11.90%	Very Satisfied & Satisfied	80.98%
12	How satisfied are you with the career counselling	40.70%	42.10%	14.40%	2.80%	Very Satisfied &	80.98%


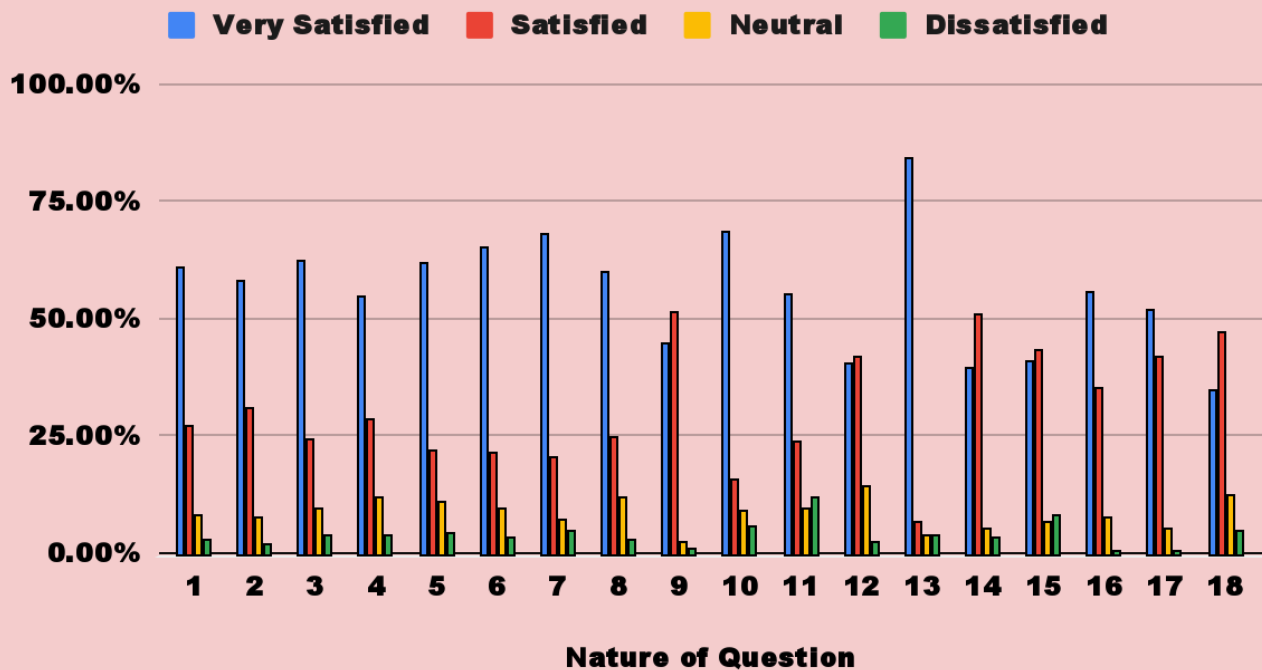


	and placement services in the college?					Satisfied	
13	How satisfied are you with sports facilities and events in the college?	84.60%	7.10%	4.20%	4.10%	Very Satisfied & Satisfied	92.20%
14	How satisfied are you with the sports facilities and events being held in the college?	39.90%	50.90%	5.60%	3.60%	Very Satisfied & Satisfied	91.22%
15	How satisfied are you with the coaching facilities for competitive examinations in the college?	41.10%	43.50%	7.00%	8.40%	Very Satisfied & Satisfied	84.88%
16	How satisfied are you with canteen facilities?	56.00%	35.20%	7.90%	0.90%	Very Satisfied & Satisfied	89.76%
17	How satisfied are you with the campus safety facility?	51.90%	42.00%	5.40%	0.70%	Very Satisfied & Satisfied	94.15%
18	How satisfied are you with outreach programs organised by college?	35.10%	47.30%	12.50%	5.10%	Very Satisfied & Satisfied	86.34%

Graphical Analysis of Alumni Feedback Response



Graphical Analysis of Alumni Feedback Response



Teacher's Feedback


Analysis Report (2023-24)

Category	Teacher's Feedback
Total number of Teacher's recorded feedback	46
Number of questions attempted	18
Feedback Type	Online Through Website




Tabular Analysis of Teacher's Feedback Response

S.N.	Nature of Question	Opinions of Answer in Percentage				Scale of Opinion	% of Opinion
		Very Satisfied	Satisfied	Neutral	Dissatisfied		
1	How satisfied are you with the college curriculum?	80.00%	20.00%	0.00%	0.00%	Very Satisfied & Satisfied	100.00%
2	How satisfied are you with the classroom teaching?	71.74%	28.26%	0.00%	0.00%	Very Satisfied & Satisfied	100.00%
3	How satisfied are you with the physical facilities available in the classroom?	65.22%	30.43%	4.35%	0.00%	Very Satisfied & Satisfied	95.65%
4	How satisfied are you with the quality of teaching?	48.91%	51.09%	0.00%	0.00%	Very Satisfied & Satisfied	100.00%
5	How satisfied are you with the process of internal assessment?	58.70%	39.13%	2.17%	0.00%	Very Satisfied & Satisfied	97.83%
6	How satisfied are you with new certificate courses started by college?	74.78%	23.91%	1.30%	0.00%	Very Satisfied & Satisfied	98.70%
7	How satisfied are you with the facilities available in the computer lab?	30.43%	67.39%	2.17%	0.00%	Very Satisfied & Satisfied	97.83%
8	How satisfied are you with the facilities available in the laboratories?	38.04%	55.43%	6.52%	0.00%	Very Satisfied & Satisfied	93.48%


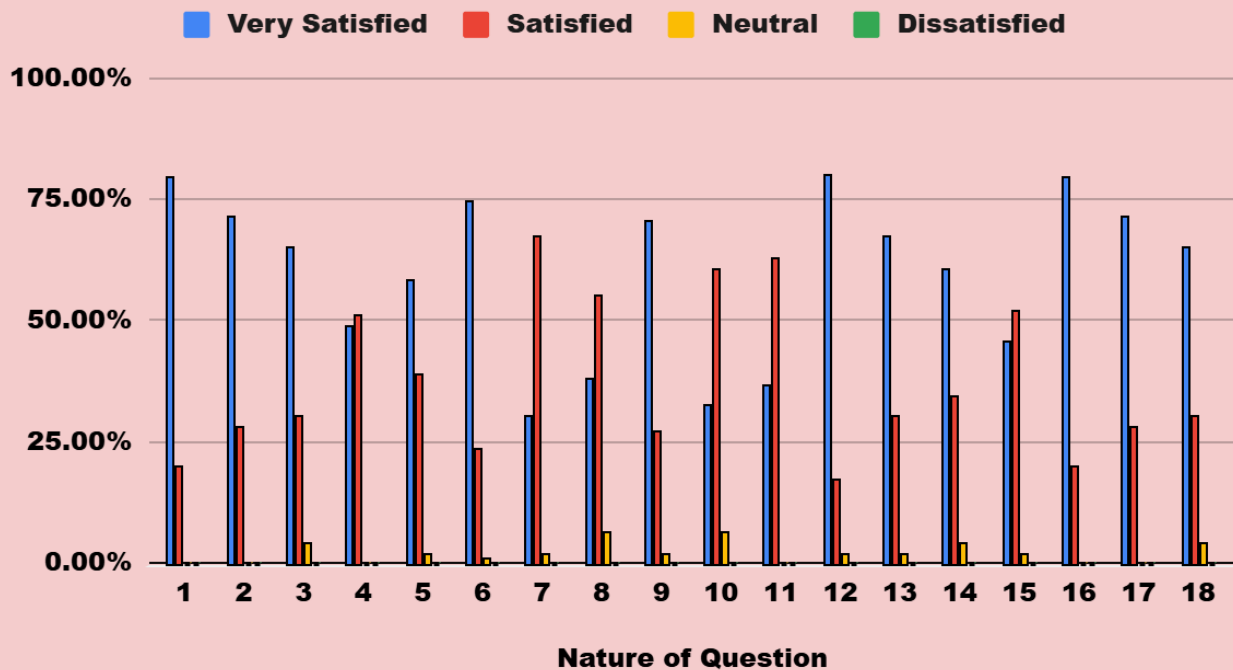


9	How satisfied are you with the use of ICT?	70.65%	27.17%	2.17%	0.00%	Very Satisfied & Satisfied	97.82%
10	How satisfied are you with the facilities/availability of books in the library?	32.61%	60.87%	6.52%	0.00%	Very Satisfied & Satisfied	93.48%
11	How Satisfied are you with the merit scholarship provided by the college?	36.96%	63.04%	0.00%	0.00%	Very Satisfied & Satisfied	100.00%
12	How satisfied are you with the career counselling and placement services in the college?	80.43%	17.39%	2.17%	0.00%	Very Satisfied & Satisfied	97.83%
13	How satisfied are you with sports facilities and events in the college?	67.39%	30.43%	2.17%	0.00%	Very Satisfied & Satisfied	97.83%
14	How satisfied are you with the sports facilities and events being held in the college?	60.87%	34.78%	4.35%	0.00%	Very Satisfied & Satisfied	95.65%
15	How satisfied are you with the coaching facilities for competitive examinations in the college?	45.65%	52.17%	2.17%	0.00%	Very Satisfied & Satisfied	97.83%
16	How satisfied are you with canteen facilities?	80.00%	20.00%	0.00%	0.00%	Very Satisfied & Satisfied	100.00%
17	How satisfied are you with the campus safety facility?	71.74%	28.26%	0.00%	0.00%	Very Satisfied & Satisfied	100.00%
18	How satisfied are you with outreach programs organised by college?	65.22%	30.43%	4.35%	0.00%	Very Satisfied & Satisfied	95.65%

Graphical Analysis of Teacher's Feedback Response



Graphical Analysis of Teacher's Feedback Response



Employer's Feedback

Analysis Report (2023-24)

Category	Employer's Feedback
Total number of Employer's recorded feedback	4
Number of questions attempted	18
Feedback Type	Online Through Website



Tabular Analysis of Employer's Feedback Response

S. N.	Nature of Question	Opinions of Answer in Percentage				Scale of Opinion	% of Opinion
		Very Satisfied	Satisfied	Neutral	Dissatisfied		
1	How satisfied are you with the college curriculum?	40.00%	60.00%	0.00%	0.00%	Very Satisfied & Satisfied	100.00%
2	How satisfied are you with the classroom teaching?	60.00%	40.00%	0.00%	0.00%	Very Satisfied & Satisfied	100.00%
3	How satisfied are you with the physical facilities available in the classroom?	50.00%	50.00%	0.00%	0.00%	Very Satisfied & Satisfied	100.00%
4	How satisfied are you with the quality of teaching?	50.00%	50.00%	0.00%	0.00%	Very Satisfied & Satisfied	100.00%
5	How satisfied are you with the process of internal assessment?	60.00%	40.00%	0.00%	0.00%	Very Satisfied & Satisfied	100.00%
6	How satisfied are you with new certificate courses started by college?	50.00%	50.00%	0.00%	0.00%	Very Satisfied & Satisfied	100.00%
7	How satisfied are you with the facilities available in the computer lab?	40.00%	60.00%	0.00%	0.00%	Very Satisfied & Satisfied	100.00%
8	How satisfied are you with the facilities available in the laboratories?	75.00%	25.00%	0.00%	0.00%	Very Satisfied & Satisfied	100.00%
9	How satisfied are you with the use of ICT?	70.00%	30.00%	0.00%	0.00%	Very Satisfied & Satisfied	100.00%
10	How satisfied are you with the facilities/availability of books in the library?	80.00%	20.00%	0.00%	0.00%	Very Satisfied & Satisfied	100.00%


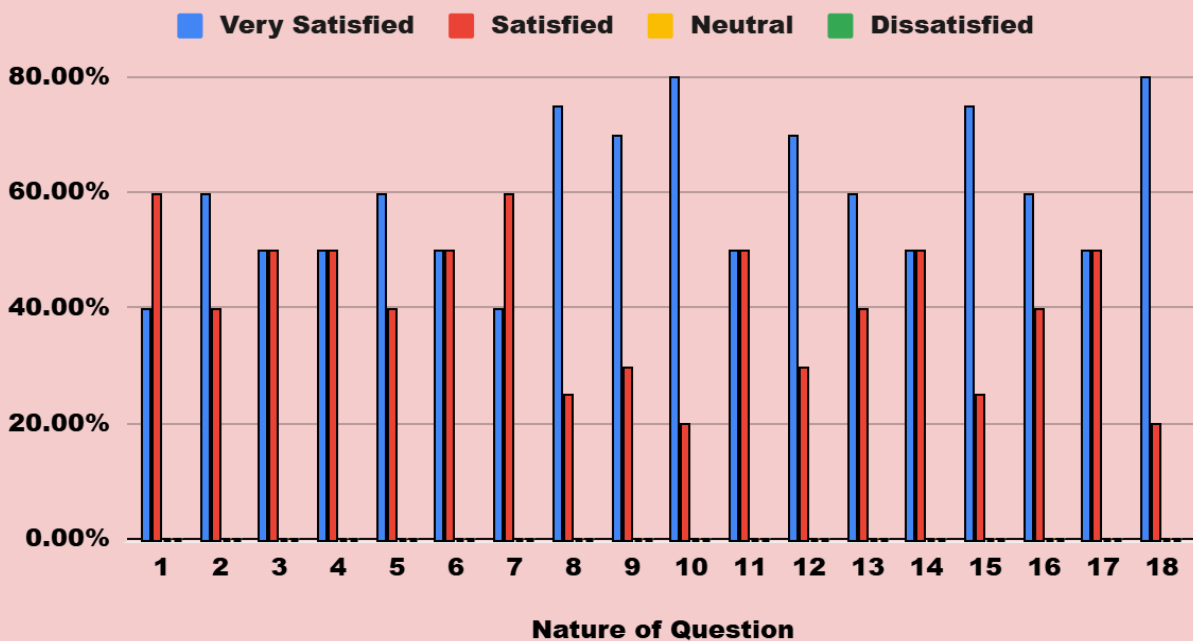


11	How Satisfied are you with the merit scholarship provided by the college?	50.00%	50.00%	0.00%	0.00%	Very Satisfied & Satisfied	100.00%
12	How satisfied are you with the career counselling and placement services in the college?	70.00%	30.00%	0.00%	0.00%	Very Satisfied & Satisfied	100.00%
13	How satisfied are you with sports facilities and events in the college?	60.00%	40.00%	0.00%	0.00%	Very Satisfied & Satisfied	100.00%
14	How satisfied are you with the sports facilities and events being held in the college?	50.00%	50.00%	0.00%	0.00%	Very Satisfied & Satisfied	100.00%
15	How satisfied are you with the coaching facilities for competitive examinations in the college?	75.00%	25.00%	0.00%	0.00%	Very Satisfied & Satisfied	100.00%
16	How satisfied are you with canteen facilities?	60.00%	40.00%	0.00%	0.00%	Very Satisfied & Satisfied	100.00%
17	How satisfied are you with the campus safety facility?	50.00%	50.00%	0.00%	0.00%	Very Satisfied & Satisfied	100.00%
18	How satisfied are you with outreach programs organised by college?	80.00%	20.00%	0.00%	0.00%	Very Satisfied & Satisfied	100.00%

Graphical Analysis of Employer's Feedback Response



Graphical Analysis of Employer's Feedback Response



Feedback Committee Report Summary

After thorough analysis and compilation of the feedback collected from students, teachers, alumni, and employers for the academic session 2023-24, the Feedback Committee is pleased to present the comprehensive report. The insights gained from this feedback highlight the strengths of Seth Gyaniram Bansidhar Podar College, as well as areas that require attention and improvement.

Key Points:


- **Students:** High satisfaction with teaching quality, with suggestions for more practical sessions.
- **Teachers:** Appreciation for professional development opportunities, with recommendations for updated facilities.
- **Alumni:** Positive career preparation feedback, with a desire for more networking events.
- **Employers:** Satisfaction with graduate performance, highlighting the need for enhanced soft skills training.

The committee is committed to addressing these areas for improvement to enhance the overall experience and outcomes for all stakeholders. We extend our gratitude to everyone who participated in providing valuable feedback.


Feedback Committee

Convener: Mr. Ambesh Kumar (Chemistry)

Members:



1. Mr. Sudhir Jangir (English)
2. Ms. Poonam (Physics)
3. Mr. Deepak Kumar (Geography)
4. Ms. Kavita Jangir (Commerce)
5. Mr. Ashish Mathur (Computer Science)



AQAR 2023-24



SETH GYANIRAM BANSIDHAR PODAR COLLEGE


Accredited with Grade 'A' (3.04 CGPA) by NAAC-UGC

Recognition of college under Section 2(f)/12(B), UGC Act, 1956

Affiliated to Pandit Deendayal Upadhyaya Shekhawati University, Sikar

Capacity building and skills enhancement initiatives

[Please Click Here to Visit Link for Supporting](#)






SETH GYANIRAM BANSIDHAR PODAR COLLEGE

Accredited with Grade 'A' (3.04 CGPA) by NAAC-UGC Recognition of college under Section 2(f)/12(B), UGC Act, 1956 Affiliated to Pandit Deendayal Upadhyaya Shekhawati University, Sikar

AQAR- 2023-24

MERITORIOUS STUDENTS





SETH GYANIRAM BANSIDHAR PODAR COLLEGE

Accredited with 'A' Grade (3.04 CGPA) by NAAC-UGC
Recognition of *college* under Section 2(f)/12(B), UGC Act, 1956
Affiliated to Pandit Deendayal Upadhyaya Shekhawati University, Sikar

Students Securing Position in the Merit List of Pandit Deendayal
Upadhyay Shekhawati University, Sikar, in Session, 2017-18 to 2023-24

S. No.	Name of student	Class	University Rank	Session
1.	PRIYANKA SAINI	M.Sc. PHYSICS	3 rd Rank	2023-24
2.	GARIMA SONI	M.Sc. BOTANY	6 th Rank	2023-24
3.	ANUP KUMAWAT	M.Sc. BOTANY	GOLD MEDALIST	2022-23
4.	SHALINI JANGIR	M.Sc. PHYSICS	2 nd Rank	2022-23
5.	ANJU KUMARA	M.Sc. BOTANY	3 rd Rank	2022-23
6.	POOJA KUMARI	M.Sc. CHEMISTRY	3 rd Rank	2022-23
7.	AVINASH BUGALIA	M.Sc. CHEMISTRY	5 th Rank	2022-23
8.	KAREENA	M.Sc. BOTANY	7 th Rank	2022-23
9.	YASH SAIN	M.Sc. PHYSICS	8 th Rank	2022-23
10.	MO. SAIF	BCA	10 th Rank	2022-23
11.	NEELAM VERMA	M.Sc. PHYSICS	10 th Rank	2022-23
12.	RAVINA	M.Sc. PHYSICS	GOLD MEDALIST	2021-22
13.	ANJALI TIWARI	M.Sc. ZOOLOGY	GOLD MEDALIST	2021-22
14.	HITESH KUMAR	M.Sc. BOTANY	2 nd	2021-22
15.	MAYAWATI SAINI	M.Sc. PHYSICS	3 rd	2021-22
16.	VANDITA SHARMA	BBA	3 rd	2021-22
17.	TEENA LAMORIA	BCA	3 rd	2021-22
18.	HARSHAL SAINI	BBA	5 th	2021-22
19.	LAVALYA SONI	M.Sc. PHYSICS	7 th	2021-22

Rambilas Podar Road, Nawalgarh, Dist: Jhunjhunu - 333042

Contact No: 8619868884

Web Site: www.podarcollege.com E-Mail: principal@podarcollege.com



SETH GYANIRAM BANSIDHAR PODAR COLLEGE

Accredited with 'A' Grade (3.04 CGPA) by NAAC-UGC
Recognition of *college* under Section 2(f)/12(B), UGC Act, 1956
Affiliated to *Pandit Deendayal* Upadhyaya *Shekhawati University*, Sikar

20.	RUCHIKA	M.Sc. PHYSICS	9th	2021-22
21.	NANDANI SHARMA	BBA	9th	2021-22
22.	GOUTAM	BCA	9th	2021-22
23.	PAYAL JANGIR	M.Sc. PHYSICS	10 th	2021-22
24.	MONIKA JANGIR	M.Sc. CHEMISTRY	GOLD MEDALIST	2020-21
25.	POONAM SHARMA	M.Sc. PHYSICS	GOLD MEDALIST	2020-21
26.	MAHIMA SONI	M.Sc. ZOOLOGY	3 rd	2020-21
27.	SHILPA BARGURJAR	M.Sc. ZOOLOGY	5 th	2020-21
28.	KOMEET	M.Sc. MATHEMATICS	5 th	2020-21
29.	POOJA SAINI	M.A. ENGLIST	5 th	2020-21
30.	YOGENDRA SAINI	M.Sc. CHEMISTRY	7 th	2020-21
31.	POOJA SAINI	M.A. ENGLIST	8 th	2020-21
32.	POONAM CHOUDHARY	M.Sc. PHYSICS	10 th	2020-21
33.	PRIYA SAINI	M.Com. ABST	2 nd	2019-20
34.	ANKIT JANGIR	M.Sc. BOTANY	3 rd	2019-20
35.	PRAKASH KUMARI	M.Sc. BOTANY	6 th	2019-20
36.	PRIYANKA KUMAWAT	M.Sc. BOTANY	8 th	2019-20
37.	GAJENDRA SHARMA	M.Sc. PHYSICS	8 th	2019-20
38.	SHARUL CHOUDHARY	M.Sc. ZOOLOGY	8 th	2019-20
39.	VIJESH KUMAR SHARMA	M.Sc. PHYSICS	4 th	2018-19
40.	RAIPAL SUNDAR	M.Sc. PHYSICS	5 th	2018-19
41.	SEEMA SAINI	M.Sc. PHYSICS	8 th	2018-19

Rambilas Podar Road, Nawalgarh, Dist: Jhunjhunu - 333042

Contact No: 8619868884


Web Site: www.podarcollege.com E-Mail: principal@podarcollege.com



SETH GYANIRAM BANSIDHAR PODAR COLLEGE

Accredited with 'A' Grade (3.04 CGPA) by NAAC-UGC
Recognition of *college* under Section 2(f)/12(B), UGC Act, 1956
Affiliated to *Pandit Deendayal* Upadhyaya *Shekhawati University*, Sikar

42.	PRIYANKA	M.Sc. PHYSICS	9th	2018-19
43.	RENU SAINI	M.Sc. PHYSICS	10th	2018-19
44.	ASHISH KUMAR PUROHIT	BCA	10th	2018-19
45.	SHIVAM AGARWAL	M.Com. ABST	GOLD MEDALIST	2017-18
46.	NIKITA GOENKA	B.B.A.	GOLD MEDALIST	2017-18
47.	MAMTA KUMAWAT	M.Sc. IT	2nd	2017-18
48.	SHRADHA JANGIR	M.Sc. BOTANY	2nd	2017-18
49.	RUCHIKA SEKHSARIA	B.C.A.	3rd	2017-18
50.	VINTI SHARMA	B.B.A.	6th	2017-18
51.	KAVITA SAINI	M.Com. ABST	6th	2017-18
52.	PRIYANKA KUMARI	M.Sc. PHYSICS	7th	2017-18
53.	SUMAN DHAKA	M.Sc. BOTANY	7th	2017-18
54.	KOMAL PARIHAR	B.B.A.	7th	2017-18
55.	SHREYA MISHRA	B.B.A.	8th	2017-18
56.	SHAURABH KUMAR SHARMA	M.Sc. PHYSICS	9th	2017-18
57.	POONAM SHARMA	M.Com. ABST	9th	2017-18
58.	RAVINA	M.Sc. ZOOLOGY	9th	2017-18
59.	MOHAMMAD AJAJ KHATRI	BCA	10th	2017-18



Rambilas Podar Road, Nawalgarh, Dist: Jhunjhunu - 333042

Contact No: 8619868884

Web Site: www.podarcollege.com E-Mail: principal@podarcollege.com