



# SETH GYANIRAM BANSIDHAR PODAR COLLEGE

## Feedback Analysis Report

SESSION 2023-24



**Introduction:** The objective of this report is to analyze feedback from students, teachers, alumni, and employers for the academic session 2023-24. This analysis aims to provide insights into the strengths and areas for improvement of Seth Gyaniram Bansidhar Podar College to ensure continuous development and excellence.

**Methodology:** Feedback was collected through online surveys and structured interviews. Respondents included current students, faculty members, alumni, and employers who have hired graduates from the college. The survey included questions on various aspects such as academic quality, infrastructure, faculty support, career services, and overall satisfaction.


## Key Findings:

### Students' Feedback

- **Positive Feedback:**
  - 85% of students expressed satisfaction with the quality of teaching and faculty support.
  - 80% found the curriculum to be comprehensive and relevant.
- **Areas for Improvement:**
  - Students suggested incorporating more interactive and practical sessions.
  - Improvement in Wi-Fi connectivity and sports facilities was recommended.

### Teachers' Feedback

- **Positive Feedback:**
  - 90% of teachers appreciated the professional development opportunities provided by the college.
  - 85% were satisfied with the academic resources and support from the administration.
- **Areas for Improvement:**
  - Teachers suggested updating laboratory equipment and facilities.
  - More collaborative projects and research opportunities were recommended.




### Alumni Feedback

- **Positive Feedback:**
  - 75% of alumni felt that the education they received prepared them well for their careers.
  - 80% were satisfied with the support from the alumni network and college career services.
- **Areas for Improvement:**
  - Alumni suggested increasing networking events and mentorship programs.
  - More focus on entrepreneurship and start-up support was recommended.

### Employers' Feedback

- **Positive Feedback:**
  - 70% of employers were satisfied with the performance of graduates from the college.
  - Employers appreciated the strong work ethic and technical skills of the graduates.
- **Areas for Improvement:**
  - Employers suggested enhancing soft skills training, such as communication and teamwork.
  - More industry-relevant courses and internships were recommended.


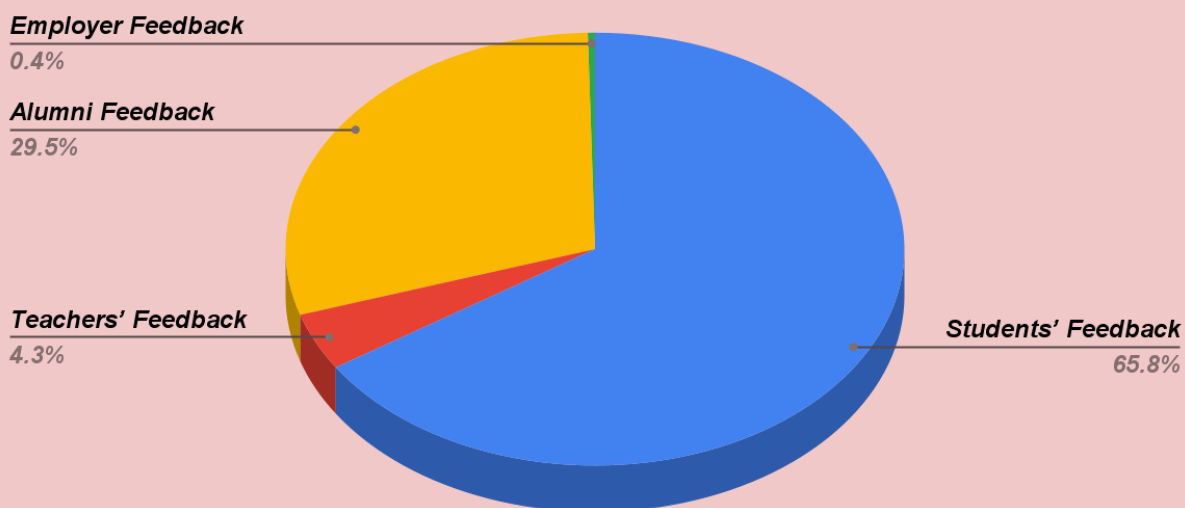
**Conclusion:** The feedback for the session 2023-24 indicates a generally positive outlook across all respondent groups, highlighting strengths in teaching quality, curriculum relevance, and faculty support. However, several areas require attention, particularly in infrastructure, practical learning, and career support services.



## Statistics of Feedback Received

S.No.	Feedback Category	Total numbers of Stakeholder recorded feedback	Average Opinions of Answer in Percentage
1.	Students' Feedback	706	85.95%
2.	Teachers' Feedback	46	96.83%
3.	Alumni Feedback	317	87.21%
4.	Employer Feedback	4	98.61%
5.	Total/Average	1073	92.15%


### Total numbers of Stakeholder recorded feedback in 2023-24



# Students Feedback


## Analysis Report (2023-24)

<b>Category</b>	<b>Students' Feedback</b>
<b>Total number of Students' recorded feedback</b>	<b>706</b>
<b>Number of questions attempted</b>	<b>18</b>
<b>Feedback Type</b>	<b>Online Through Website</b>


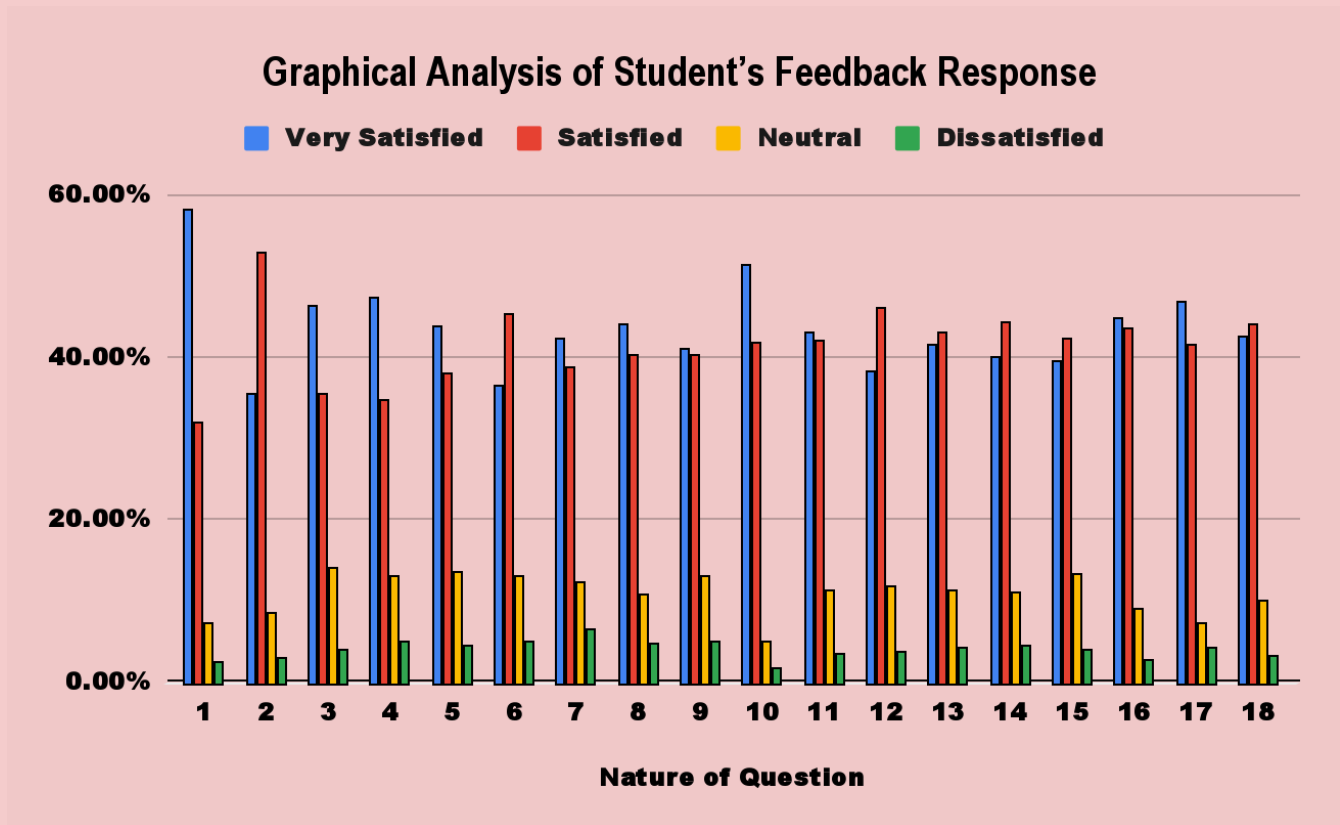


## Tabular Analysis of Student's Feedback Response

S.N.	Nature of Question	Opinions of Answer in Percentage				Scale of Opinion	% of Opinion
		Very Satisfied	Satisfied	Neutral	Dissatisfied		
1	How satisfied are you with the college curriculum?	58.20%	32.10%	7.20%	2.50%	Very Satisfied & Satisfied	90.30%
2	How satisfied are you with the classroom teaching?	35.50%	53.00%	8.50%	3.00%	Very Satisfied & Satisfied	88.50%
3	How satisfied are you with the physical facilities available in the classroom?	46.40%	35.60%	14.00%	4.00%	Very Satisfied & Satisfied	82.00%
4	How satisfied are you with the quality of teaching?	47.30%	34.80%	13.00%	4.90%	Very Satisfied & Satisfied	82.10%
5	How satisfied are you with the process of internal assessment?	44.00%	38.10%	13.50%	4.40%	Very Satisfied & Satisfied	82.10%
6	How satisfied are you with new certificate courses started by college?	36.50%	45.40%	13.00%	5.10%	Very Satisfied & Satisfied	81.90%
7	How satisfied are you with the facilities available in the computer lab?	42.30%	38.90%	12.30%	6.50%	Very Satisfied & Satisfied	81.20%
8	How satisfied are you with the facilities available in the laboratories?	44.10%	40.30%	10.90%	4.70%	Very Satisfied & Satisfied	84.40%
9	How satisfied are you with the use of ICT?	41.20%	40.40%	13.20%	5.10%	Very Satisfied & Satisfied	81.60%
10	How satisfied are you with the facilities/availability of books in the library?	51.50%	41.80%	5.00%	1.70%	Very Satisfied & Satisfied	93.30%
11	How Satisfied are you with the merit scholarship provided by the college?	43.20%	42.10%	11.30%	3.40%	Very Satisfied & Satisfied	85.30%
12	How satisfied are you with the career counselling and placement services in the college?	38.40%	46.10%	11.70%	3.80%	Very Satisfied & Satisfied	84.50%
13	How satisfied are you with sports facilities and events in the college?	41.50%	43.00%	11.20%	4.30%	Very Satisfied & Satisfied	84.50%
14	How satisfied are you with the sports facilities and events being held in the college?	40.10%	44.40%	11.00%	4.50%	Very Satisfied & Satisfied	84.50%
15	How satisfied are you with the coaching facilities for competitive examinations in the college?	39.60%	42.30%	13.30%	4.10%	Very Satisfied & Satisfied	81.90%
16	How satisfied are you with canteen facilities?	44.80%	43.50%	9.00%	2.70%	Very Satisfied & Satisfied	88.30%
17	How satisfied are you with the campus safety facility?	46.90%	41.50%	7.30%	4.30%	Very Satisfied & Satisfied	88.40%
18	How satisfied are you with outreach programs organised by college?	42.50%	44.20%	10.00%	3.30%	Very Satisfied & Satisfied	86.70%




## Graphical Analysis of Student's Feedback Response



# Alumni Feedback

Analysis Report (2023-24)


<b>Category</b>	<b>Alumni Feedback</b>
<b>Total number of Alumni' recorded feedback</b>	<b>317</b>
<b>Number of questions attempted</b>	<b>18</b>
<b>Feedback Type</b>	<b>Online Through Website</b>






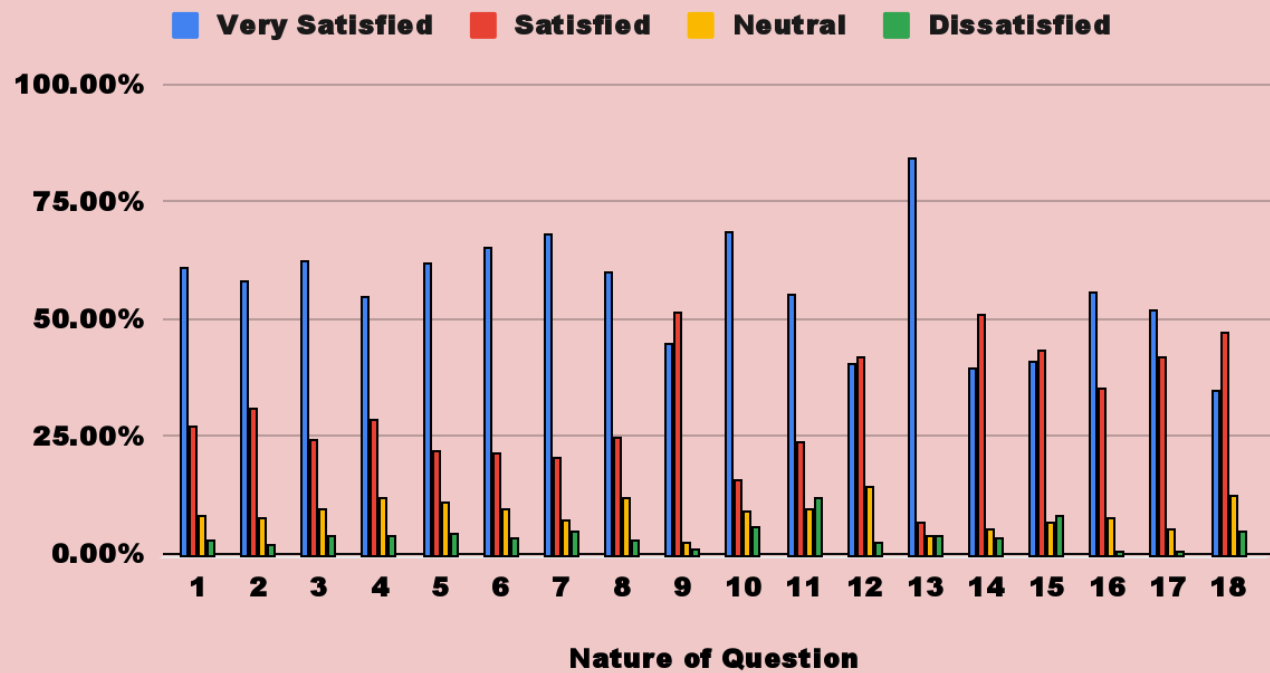
## Tabular Analysis of Alumni Feedback Response

S.N.	Nature of Question	Opinions of Answer in Percentage				Scale of Opinion	% of Opinion
		Very Satisfied	Satisfied	Neutral	Dissatisfied		
1	How satisfied are you with the college curriculum?	61.20%	27.50%	8.20%	3.10%	Very Satisfied & Satisfied	87.80%
2	How satisfied are you with the classroom teaching?	58.40%	31.30%	8.00%	2.30%	Very Satisfied & Satisfied	88.78%
3	How satisfied are you with the physical facilities available in the classroom?	62.50%	24.70%	9.90%	3.90%	Very Satisfied & Satisfied	84.39%
4	How satisfied are you with the quality of teaching?	54.80%	28.90%	12.10%	4.20%	Very Satisfied & Satisfied	82.93%
5	How satisfied are you with the process of internal assessment?	62.30%	22.10%	11.30%	4.30%	Very Satisfied & Satisfied	85.85%
6	How satisfied are you with new certificate courses started by college?	65.20%	21.50%	9.70%	3.60%	Very Satisfied & Satisfied	85.85%
7	How satisfied are you with the facilities available in the computer lab?	68.10%	20.60%	7.50%	4.80%	Very Satisfied & Satisfied	88.78%
8	How satisfied are you with the facilities available in the laboratories?	60.00%	25.10%	12.00%	2.90%	Very Satisfied & Satisfied	84.39%
9	How satisfied are you with the use of ICT?	45.00%	51.40%	2.50%	1.10%	Very Satisfied & Satisfied	97.56%
10	How satisfied are you with the facilities/availability of books in the library?	68.80%	15.70%	9.40%	6.10%	Very Satisfied & Satisfied	82.93%
11	How Satisfied are you with the merit scholarship provided by the college?	55.40%	23.80%	9.90%	11.90%	Very Satisfied & Satisfied	80.98%
12	How satisfied are you with the career counselling and placement services in the college?	40.70%	42.10%	14.40%	2.80%	Very Satisfied & Satisfied	80.98%
13	How satisfied are you with sports facilities and events in the college?	84.60%	7.10%	4.20%	4.10%	Very Satisfied & Satisfied	92.20%
14	How satisfied are you with the sports facilities and events being held in the college?	39.90%	50.90%	5.60%	3.60%	Very Satisfied & Satisfied	91.22%
15	How satisfied are you with the coaching facilities for competitive examinations in the college?	41.10%	43.50%	7.00%	8.40%	Very Satisfied & Satisfied	84.88%
16	How satisfied are you with canteen facilities?	56.00%	35.20%	7.90%	0.90%	Very Satisfied & Satisfied	89.76%
17	How satisfied are you with the campus safety facility?	51.90%	42.00%	5.40%	0.70%	Very Satisfied & Satisfied	94.15%
18	How satisfied are you with outreach programs organised by college?	35.10%	47.30%	12.50%	5.10%	Very Satisfied & Satisfied	86.34%



## Graphical Analysis of Alumni Feedback Response


### Graphical Analysis of Alumni Feedback Response



# Teacher's Feedback


Analysis Report (2023-24)

Category	Teacher's Feedback
Total number of Teacher's recorded feedback	46
Number of questions attempted	18
Feedback Type	Online Through Website


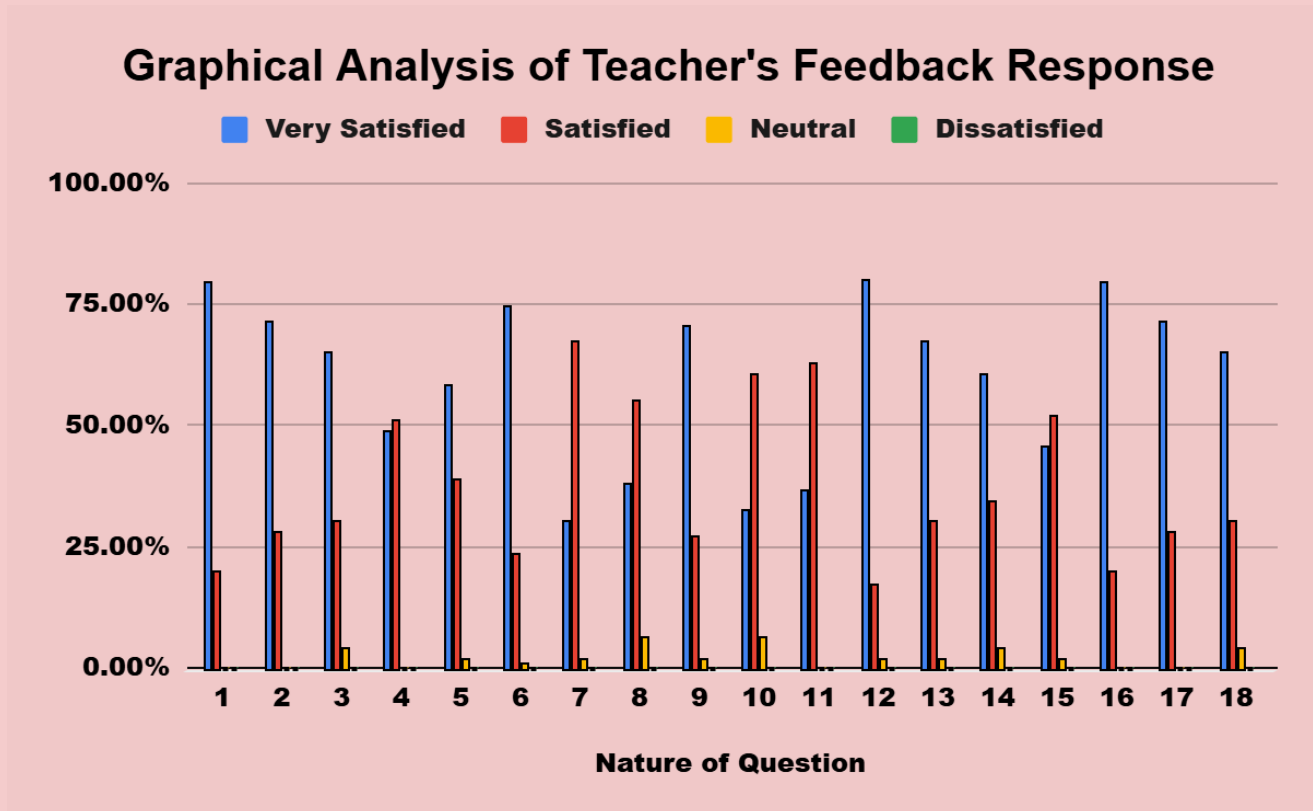


## Tabular Analysis of Teacher's Feedback Response

S.N.	Nature of Question	Opinions of Answer in Percentage				Scale of Opinion	% of Opinion
		Very Satisfied	Satisfied	Neutral	Dissatisfied		
1	How satisfied are you with the college curriculum?	80.00%	20.00%	0.00%	0.00%	Very Satisfied & Satisfied	100.00%
2	How satisfied are you with the classroom teaching?	71.74%	28.26%	0.00%	0.00%	Very Satisfied & Satisfied	100.00%
3	How satisfied are you with the physical facilities available in the classroom?	65.22%	30.43%	4.35%	0.00%	Very Satisfied & Satisfied	95.65%
4	How satisfied are you with the quality of teaching?	48.91%	51.09%	0.00%	0.00%	Very Satisfied & Satisfied	100.00%
5	How satisfied are you with the process of internal assessment?	58.70%	39.13%	2.17%	0.00%	Very Satisfied & Satisfied	97.83%
6	How satisfied are you with new certificate courses started by college?	74.78%	23.91%	1.30%	0.00%	Very Satisfied & Satisfied	98.70%
7	How satisfied are you with the facilities available in the computer lab?	30.43%	67.39%	2.17%	0.00%	Very Satisfied & Satisfied	97.83%
8	How satisfied are you with the facilities available in the laboratories?	38.04%	55.43%	6.52%	0.00%	Very Satisfied & Satisfied	93.48%
9	How satisfied are you with the use of ICT?	70.65%	27.17%	2.17%	0.00%	Very Satisfied & Satisfied	97.82%
10	How satisfied are you with the facilities/availability of books in the library?	32.61%	60.87%	6.52%	0.00%	Very Satisfied & Satisfied	93.48%
11	How Satisfied are you with the merit scholarship provided by the college?	36.96%	63.04%	0.00%	0.00%	Very Satisfied & Satisfied	100.00%
12	How satisfied are you with the career counselling and placement services in the college?	80.43%	17.39%	2.17%	0.00%	Very Satisfied & Satisfied	97.83%
13	How satisfied are you with sports facilities and events in the college?	67.39%	30.43%	2.17%	0.00%	Very Satisfied & Satisfied	97.83%
14	How satisfied are you with the sports facilities and events being held in the college?	60.87%	34.78%	4.35%	0.00%	Very Satisfied & Satisfied	95.65%
15	How satisfied are you with the coaching facilities for competitive examinations in the college?	45.65%	52.17%	2.17%	0.00%	Very Satisfied & Satisfied	97.83%
16	How satisfied are you with canteen facilities?	80.00%	20.00%	0.00%	0.00%	Very Satisfied & Satisfied	100.00%
17	How satisfied are you with the campus safety facility?	71.74%	28.26%	0.00%	0.00%	Very Satisfied & Satisfied	100.00%
18	How satisfied are you with outreach programs organised by college?	65.22%	30.43%	4.35%	0.00%	Very Satisfied & Satisfied	95.65%




## Graphical Analysis of Teacher's Feedback Response



# Employer's Feedback


Analysis Report (2023-24)

Category	Employer's Feedback
Total number of Employer's recorded feedback	4
Number of questions attempted	18
Feedback Type	Online Through Website


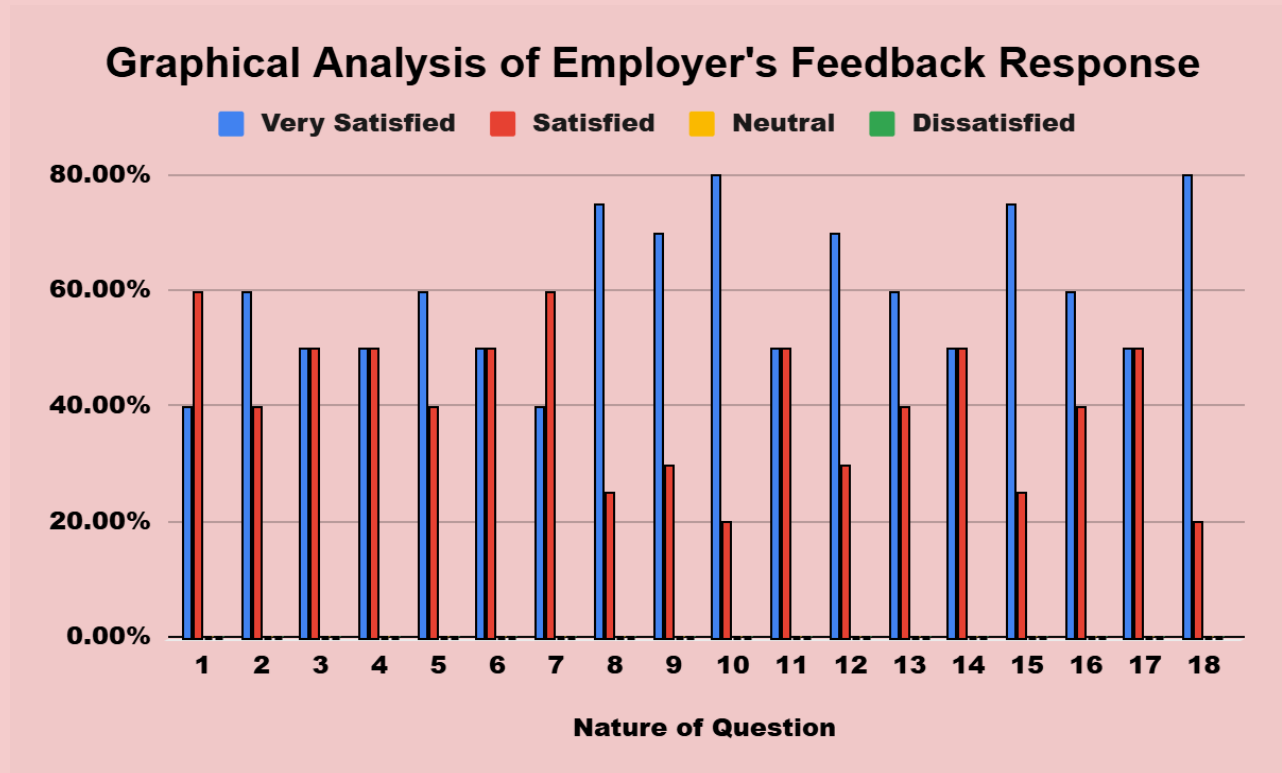


## Tabular Analysis of Employer's Feedback Response

S. N.	Nature of Question	Opinions of Answer in Percentage				Scale of Opinion	% of Opinion
		Very Satisfied	Satisfied	Neutral	Dissatisfied		
1	How satisfied are you with the college curriculum?	40.00%	60.00%	0.00%	0.00%	Very Satisfied & Satisfied	100.00%
2	How satisfied are you with the classroom teaching?	60.00%	40.00%	0.00%	0.00%	Very Satisfied & Satisfied	100.00%
3	How satisfied are you with the physical facilities available in the classroom?	50.00%	50.00%	0.00%	0.00%	Very Satisfied & Satisfied	100.00%
4	How satisfied are you with the quality of teaching?	50.00%	50.00%	0.00%	0.00%	Very Satisfied & Satisfied	100.00%
5	How satisfied are you with the process of internal assessment?	60.00%	40.00%	0.00%	0.00%	Very Satisfied & Satisfied	100.00%
6	How satisfied are you with new certificate courses started by college?	50.00%	50.00%	0.00%	0.00%	Very Satisfied & Satisfied	100.00%
7	How satisfied are you with the facilities available in the computer lab?	40.00%	60.00%	0.00%	0.00%	Very Satisfied & Satisfied	100.00%
8	How satisfied are you with the facilities available in the laboratories?	75.00%	25.00%	0.00%	0.00%	Very Satisfied & Satisfied	100.00%
9	How satisfied are you with the use of ICT?	70.00%	30.00%	0.00%	0.00%	Very Satisfied & Satisfied	100.00%
10	How satisfied are you with the facilities/availability of books in the library?	80.00%	20.00%	0.00%	0.00%	Very Satisfied & Satisfied	100.00%
11	How Satisfied are you with the merit scholarship provided by the college?	50.00%	50.00%	0.00%	0.00%	Very Satisfied & Satisfied	100.00%
12	How satisfied are you with the career counselling and placement services in the college?	70.00%	30.00%	0.00%	0.00%	Very Satisfied & Satisfied	100.00%
13	How satisfied are you with sports facilities and events in the college?	60.00%	40.00%	0.00%	0.00%	Very Satisfied & Satisfied	100.00%
14	How satisfied are you with the sports facilities and events being held in the college?	50.00%	50.00%	0.00%	0.00%	Very Satisfied & Satisfied	100.00%
15	How satisfied are you with the coaching facilities for competitive examinations in the college?	75.00%	25.00%	0.00%	0.00%	Very Satisfied & Satisfied	100.00%
16	How satisfied are you with canteen facilities?	60.00%	40.00%	0.00%	0.00%	Very Satisfied & Satisfied	100.00%
17	How satisfied are you with the campus safety facility?	50.00%	50.00%	0.00%	0.00%	Very Satisfied & Satisfied	100.00%
18	How satisfied are you with outreach programs organised by college?	80.00%	20.00%	0.00%	0.00%	Very Satisfied & Satisfied	100.00%



## Graphical Analysis of Employer's Feedback Response





## Feedback Committee Report Summary

After thorough analysis and compilation of the feedback collected from students, teachers, alumni, and employers for the academic session 2023-24, the Feedback Committee is pleased to present the comprehensive report. The insights gained from this feedback highlight the strengths of Seth Gyaniram Bansidhar Podar College, as well as areas that require attention and improvement.

### Key Points:

- **Students:** High satisfaction with teaching quality, with suggestions for more practical sessions.
- **Teachers:** Appreciation for professional development opportunities, with recommendations for updated facilities.
- **Alumni:** Positive career preparation feedback, with a desire for more networking events.
- **Employers:** Satisfaction with graduate performance, highlighting the need for enhanced soft skills training.

The committee is committed to addressing these areas for improvement to enhance the overall experience and outcomes for all stakeholders. We extend our gratitude to everyone who participated in providing valuable feedback.

### Feedback Committee

**Convener:** Mr. Ambesh Kumar (Chemistry)

**Members:**

1. Mr. Sudhir Jangir (English)
2. Ms. Poonam (Physics)
3. Mr. Deepak Kumar (Geography)
4. Ms. Kavita Jangir (Commerce)
5. Mr. Ashish Mathur (Computer Science)

